

# ÉLÉMENTS

## ÉLÉMENTS FIXES SANS TÊTIÈRE

ATTENTION : Eléments 10-20-45-30-30B  
Accoudoirs : Commander separement !!!

## PESCARA

MECAM



## PESCARA

MECAM

## ÉLÉMENTS RELAX AVEC TÊTIÈRE

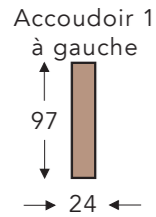
Têteière manuelle

Têteière électrique

E = 1 moteur T = 2 moteurs

⇕ Dossier électrique

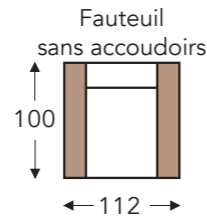
**AL1**



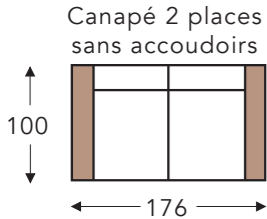
**AR1**



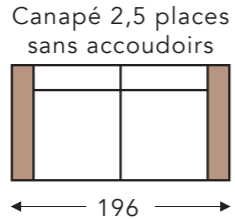
**AL1 + 10 + AR1**



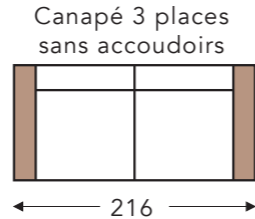
**AL1 + 20 + AR1**



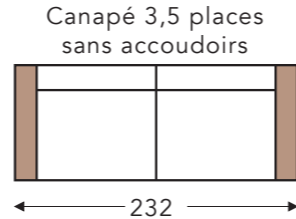
**AL1 + 45 + AR1**



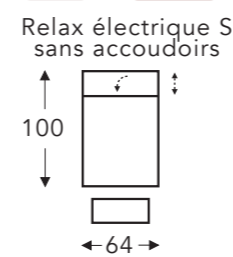
**AL1 + 30 + AR1**



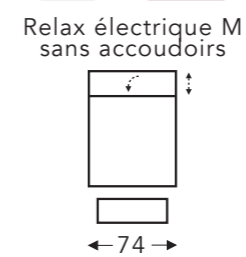
**AL1 + 30B + AR1**



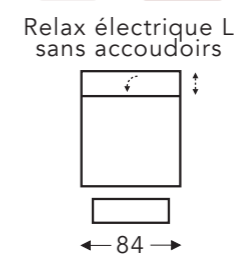
**63E 463E**  
**63T 463T**



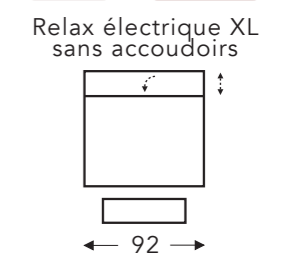
**73E 473E**  
**73T 473T**



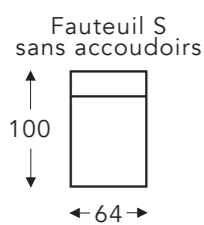
**83E 483E**  
**83T 483T**



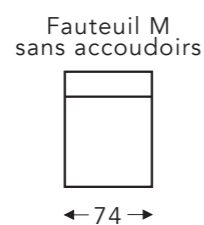
**83BE 483BE**  
**83BT 483BT**



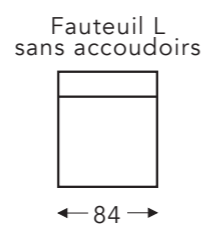
**17**



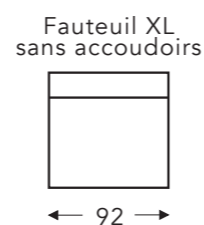
**15**



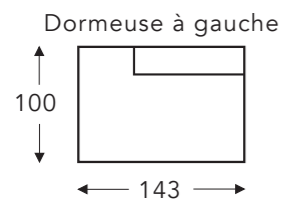
**09**



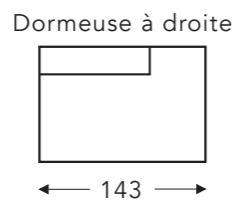
**09B**



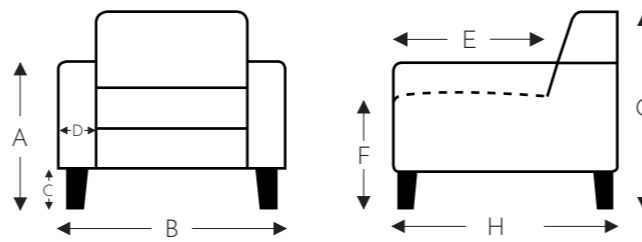
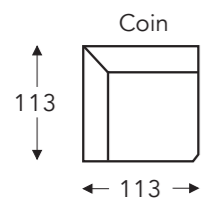
**51**



**52**



**40**



(Tolérance sur les dimensions jusqu'à ±3%)

- A. Hauteur accoudoir: 59 cm
- B. Largeur : variable par éléments
- C. Hauteur des pieds: 15 cm
- D. Largeur accoudoir: 24 cm
- E. Profondeur siège: 57 cm
- F. Hauteur siège: 46 cm
- G. Hauteur du dossier: 95 cm
- H. Profondeur: 100 cm



## CHAISE LONGUE AVEC FONCTIONS

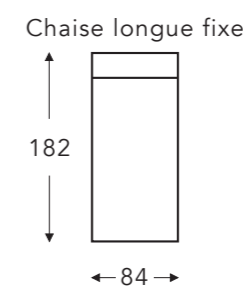
Têteière manuelle

Têteière électrique

↓ E = siège extensible électriquement

⇕ Dossier électrique

**55**



**55E 455E**

